

Vision & Strategy

Key facts & figures 2016

SUSTAINABLE COTTON* IN % OF TOTAL COTTON USE***



We renewed the Global Framework Agreement with IndustriALL and the Swedish union IF Metall.



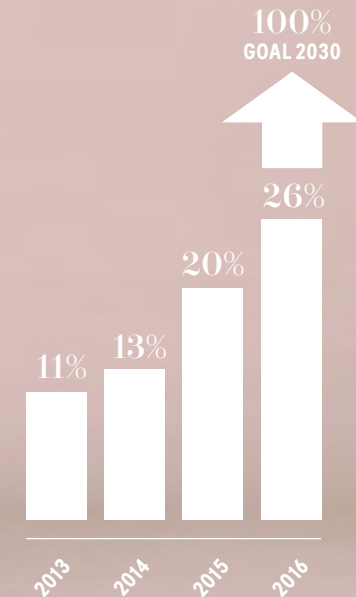
We are the second largest user of recycled polyester in the world. In 2016, we used recycled polyester equivalent to more than 180 million PET bottles.



We are the biggest user of responsibly sourced down.

Source: Textile Exchange Preferred Fiber Market Report

TOTAL SHARE OF RECYCLED OR OTHER SUSTAINABLY SOURCED MATERIALS**/****



Since 2013, we have collected almost 39,000 tonnes of garments in H&M group stores, which is equivalent to 196 million t-shirts.

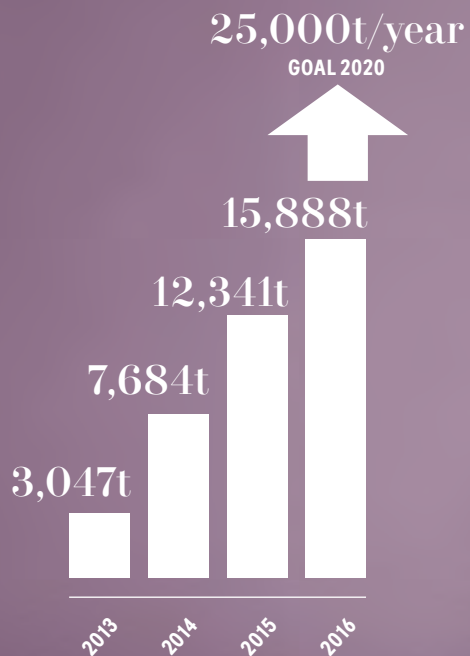


* Certified organic cotton, Better Cotton (BCI) or recycled cotton. ** Included are all materials classified as conscious materials, such as certified organic or recycled fabrics, as well as Better Cotton (BCI). *** Please note: Material data has been restated due to the fact that historical data has been updated using a new, more detailed system. We are continuously working to improve our data systems and accuracy. An independent assurance statement related to GRI 301-1 is provided on page 119. Deviations are due to rounding effects.

Vision & Strategy

Key facts & figures 2016

TONNES OF GARMENTS COLLECTED
IN H&M GROUP* STORES



140 supplier factories have implemented an improved wage management system.



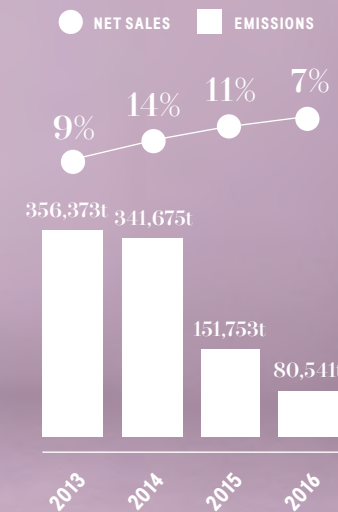
We are the world's biggest user of Better Cotton.

Source: Better Cotton Initiative (BCI)



96% of electricity used in our own operations comes from renewable sources.

TOTAL CO₂e EMISSIONS** COMPARED WITH PREVIOUS YEAR IN % (SCOPE 1+2) VS. GROWTH IN SALES (IN LOCAL CURRENCIES)



The factories where our suppliers make our products employ about 1.6 million people, 65% of whom are women.



* With the exception of our franchise markets. Other brands within H&M group (Weekday, Cheap Monday, Monki, & Other Stories) offer garment collection to customers as well. An independent assurance statement related to our tonnes of garments collected for reuse and recycling is provided on page 119. ** Our GHG emissions accounting and reporting is aligned with the GHG Protocol. Reported CO₂e emissions are based on supplier specific emission factors where available. For further details and data, please see our CDP Climate Change Investor Response 2016. CO₂e emissions include carbon dioxide (CO₂), methane (CH₄), nitrous oxide (N₂O), hydrofluorocarbons (HFCs), perfluorocarbons (PFCs) and sulphur hexafluoride (SF₆). An independent assurance statement related to GRI 305-1 and 305-2 is provided on p. 119.